



The Absence of Women: Zimbabwe 2018 Election

Gender Analysis of Nomination Court Results for Direct Elected Seats in the 2018 Election

This report is a gender analysis of the results of the Nomination Court process for the Zimbabwe 2018 Harmonised Election .

Nomination Court was held on the 14th of July 2018. The analysis is based on the results of the Gazetted Nominees. These results will be affected by any corrections or changes to the Lists of Candidates after the 14th of June 2018 and are not reflected in this analysis .

The Gazetting of the National Assembly candidates by Direct Election on the 22nd of June, 2018 and the candidates for Local Authorities is indicative of a political party system that persistently and systematically erodes women's right to equal representation as evidenced by the appallingly low numbers of women being fielded by political parties in this July 2018 Election.

Political parties' failure to respect the Constitutional provisions with regards to the rights of women enshrined in Sections 17, 56 and 80 amongst others, is demonstrative of political parties that cherry pick which sections of the Constitution they seek to respect and which ones they will ignore.

This is further entrenched in the public political discourse that seeks to advise women to seek the support of enactment of subsidiary legislation, to ensure that political parties, who are contesting public office governed by the values, principles and obligations set out by the Constitution respect the Constitution.

Political parties have indeed the right to organise themselves and undertake their internal processes in regards to their own internal rules and regulations, but these rules and regulations are not above the law and are subject to the Constitution as any other institution in Zimbabwe. Therefore, political parties clearly did not take the opportunity of the Nomination Court to finalise and address the Constitutional discrepancies arising from their respective selection processes that had yielded results that are constitutionally questionable.

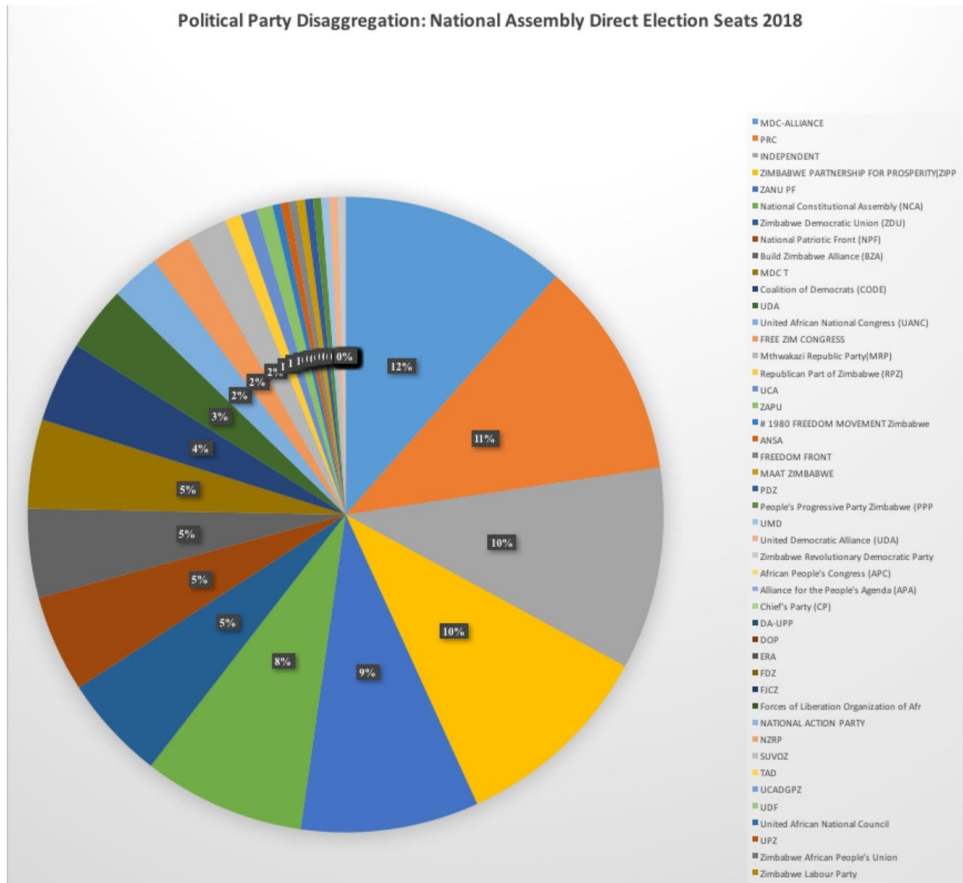
The right to representation is not qualified by merit or social standing or any other factor. Women have a Constitutional right to be equally represented. There is no democracy without equality.



Summary of Findings



Political Party Disaggregation: National Assembly: The Numbers Direct Election Seats 2018



National Assembly: The Numbers Direct Election Seats 2018

47

Political parties fielded National Assembly candidates

20

Political parties did not field any women candidates at all.

2

Political Parties fielded only one woman each.

84

OUT OF

210

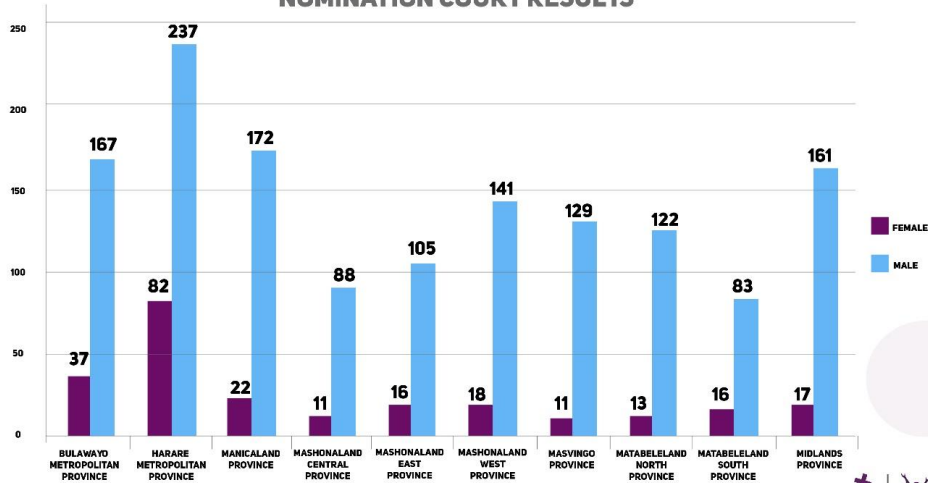
Constituencies will be contested by men only.



The total number of candidates is 243 women and 1405 men.



NATIONAL ASSEMBLY: FEMALES VS MALES PER PROVINCE NOMINATION COURT RESULTS



Harare

**Province with the highest
number of women
Independent candidate at
Local Authority Level**

Bulawayo

**Province with the lowest
number of women
Independent candidate at
Local Authority Level**

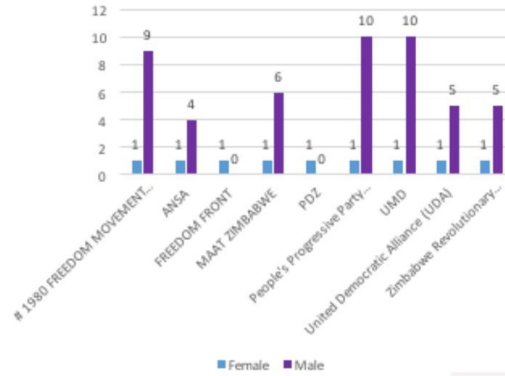


Political Parties Fielding Women Only

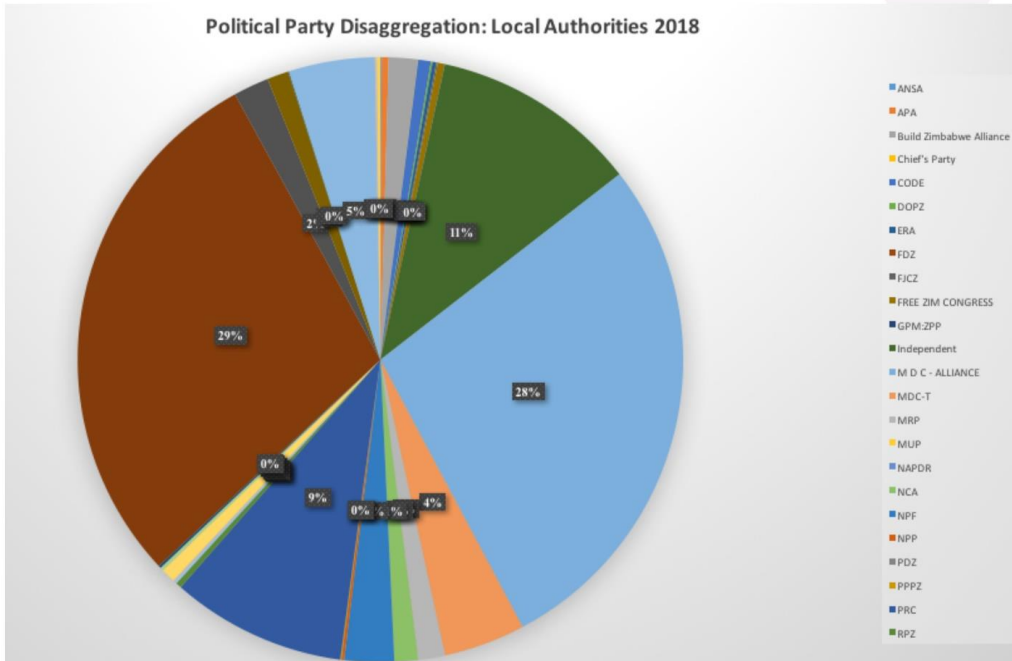
2 Political Parties fielded Women only. However they only have one candidate each.

1. Freedom Front
2. PDZ

7 Political Parties which Fielded Only One (1) Female Candidate



Political Party Disaggregation: Local Authorities 2018



Local Authorities:

40

Political Parties fielded candidates.

12

Political parties fielded men only.

17%

of the candidates fielded are women.

83%

ARE MEN OUT OF OUT OF

6796 candidates.



The total number of Local Authority candidates is 1 176 womens and 5 620 men.

Comparison of 2013 and 2018

Gender Disaggregation: 2013 Local Authorities
2013: Total Number of Candidates: 899 women candidates.

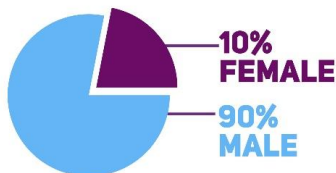
Gender Disaggregation: 2018 Local Authorities
2018: 1176 women candidates



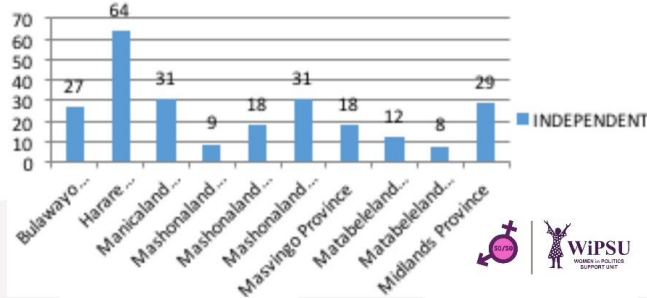
Independent candidates in 2018

25 Independent women candidates & 222 Independent men

National Assembly Direct Election for Independent Candidates 2018



Independent Candidates: National Assembly Direct Election



Independent Candidates: The Numbers



Total Number Of Independent Candidates



Total Number Of Independent Women Candidates



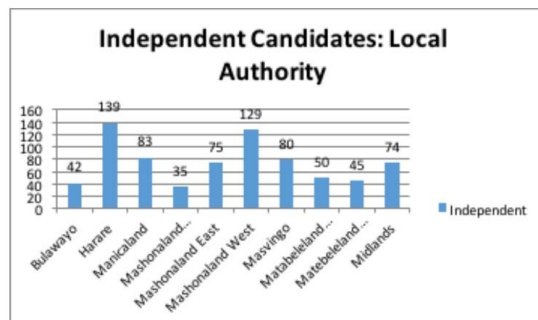
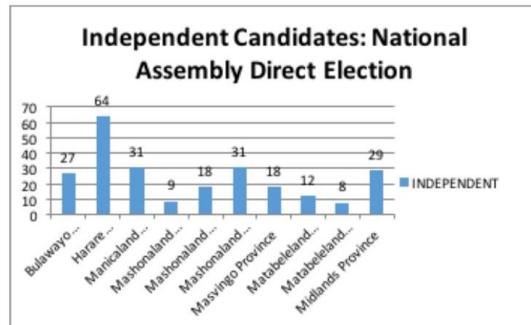
Total Number Of Independent Male Candidates



Independent Candidates: National Assembly



Independent Candidates per Province



20 Political Parties did not field any women at all for National Assembly

12 Political Parties Did Not Field Any Women Candidates For 2018 Local Authority

Political Parties	Women	Men
MUP	0	1
NAPDR	0	1
PDZ	0	1
UD MOVEMENT	0	1
UDF	0	1
ZIM AFRICAN PARTY	0	1
ZIMFIRST	0	3
ZL PARTY	0	2
ZPP - GPM	0	6



**KANTI INGAPHI
i50 50?**

20 Political Parties Did Not Field Any Women Candidates

Political Parties	Women	Men
African People's Congress (APC)	0	1
Alliance for the People's Agenda (APA)	0	15
Chief's Party (CP)	0	1
DA-UPP	0	1
DOP	0	3
ERA	0	2
FDZ	0	2
FJCZ	0	4
Forces of Liberation	0	1
Organization of Africa	0	3
NATIONAL ACTION PARTY	0	3
NZRP	0	1
SUVOZ	0	1
TAD	0	1
UCADGPZ	0	1
UDF	0	4
United African National Council	0	4
UPZ	0	1
Zimbabwe African People's Union	0	1
Zimbabwe Labour Party	0	2
ZimPF	0	3



The Potential Presidents

The 2018 Election cycle has been quite notable as it is the first time that Zimbabwe has had women on the presidential ballot. A total of 23 presidential candidates are in the presidential race and four of these are women. It is noteworthy that even these women Presidential candidates' parties did not field equal numbers of women and men, either at Local Authority or National Assembly.

Khupe Thokozani: MDC T

Fielded
296

candidates for Local Authority with only **67 women (29.2%)**.

Fielded
60

candidates for National Assembly with only **11 women** and 49 men (**18.3%**).

Mujuru Joice Terurai Ropa: People's Rainbow Coalition (PRC)

Fielded
158

candidates for National Assembly with only **27 women (17.1%)**.

Fielded
635

candidates for Local Authority with only **150 women (23.6%)**.

Dzapasi Melbah: #1980 Freedom Movement Zimbabwe

Fielded for National Assembly only and not Local Authority.

Fielded
10

candidates for National Assembly with only **1 woman (10%)**.

Mariyacha Violet: United Democratic Movement (UDM)

Fielded
11

candidates for National Assembly with only **1 woman candidate (9.1%)**.

Fielded
11

Fielded 11 candidates for Local Authority with only **2 women (18.2%)**.

0

None of the candidates have run for the presidency

23

Presidential Candidates

4

Women Presidential Candidates

19

Male Presidential Candidates

3

Presidential Candidates with just over 10% women candidates

0

Presidential Candidates with 50/50